



How To Set Up Your Kitchen: 9 Steps

nourishing MEALS



How to Set Up Your Kitchen For Whole Foods Success

Transforming your health begins right here—in your kitchen. When you create an environment that's stocked with real food and free from confusion, you set yourself up for clarity, consistency, and nourishment.

Each of these small actions builds momentum. The more prepared your kitchen is, the easier it becomes to make daily choices that support your health, clarity, and long-term vitality.



nourishing MEALS

Step 1:

Clear Out What No Longer Serves You.




- Go through your **pantry, fridge, and freezer** and remove ultra-processed and packaged foods—especially those with refined sugars, additives, and preservatives.
- Toss **refined oils** like vegetable oil, canola oil, and peanut oil. These promote inflammation and have no place in a healing kitchen.

✨ *This is your reset moment—clearing space makes room for real nourishment.*

Step 2:


Stock Your Pantry With Whole Food Staples.



- Purchase **whole grains and dried legumes** such as black rice, brown rice, quinoa, rolled oats, black beans, chickpeas, and lentils.
- Store them in **glass jars** to keep them fresh, visible, and ready to use.
- Keep a stash of **canned organic beans** (black beans, chickpeas, refried beans) for quick, satisfying meals.
- Add **minimally processed snacks** like organic rice cakes, almond flour crackers, sprouted corn tortillas, and preservative-free dried fruits.
- Choose **low-glycemic sweeteners** such as coconut sugar and pure maple syrup to replace refined sugar and corn syrup.

Step 3:

Build a Healing Spice Collection



Create a *medicinal spice drawer or cabinet* with small jars of organic herbs and spices—these are not just for flavor, but powerful tools for healing.

Start with these foundational spices and their benefits:

- **Turmeric** – anti-inflammatory, supports liver detoxification, and enhances antioxidant defenses.
- **Cinnamon** – helps regulate blood sugar and supports digestion.
- **Cumin** – stimulates bile production and enhances nutrient absorption.

- **Ginger** – soothes the digestive tract, reduces nausea, and supports immune function.
- **Oregano** – antimicrobial and antifungal, supports immune health.
- Rosemary – rich in antioxidants, supports cognitive function and circulation.
- **Thyme** – antimicrobial and respiratory-supportive.
- **Coriander** – cooling, carminative, and detox-supportive.
- **Fennel seed** – relieves bloating and supports healthy digestion.

✨ Think of your spice drawer as your everyday apothecary—each jar a source of nourishment and medicine.

Step 4:

Stock Your Pantry with Healthy Condiments



- **Coconut aminos** – a soy-free, lower-sodium alternative to soy sauce.
- **Wheat-free tamari** – fermented and rich in umami, and gluten-free.
- **Raw apple cider vinegar** – aids digestion, supports blood sugar balance, and enhances mineral absorption.
- **Balsamic, white wine, and brown rice vinegars** – add brightness to dressings, sautés, and marinades.
- **Dijon mustard** – a bold, simple ingredient that elevates sauces and dressings.

✨ *These small yet mighty additions can transform a simple dish into a deeply nourishing experience and add a big impact to your meals—and make whole food cooking more delicious and exciting.*

Step 5:

Choose Nourishing Fats



Stock your kitchen with healing, anti-inflammatory fats:

- **Extra virgin olive oil**
- **Avocado oil**
- **Coconut oil**
- **Organic butter or ghee**

✨ *Healthy fats help stabilize blood sugar, support brain function, and keep you full and satisfied*

✨ They're also essential for building strong, flexible **cell membranes**—the outer layer of every cell in your body. These membranes are not just structural—they act as intelligent gatekeepers, regulating what comes in and out, and facilitating communication between cells. Without enough high-quality fats, your cells can't function optimally, and key signals—including those related to hormones, inflammation, and immunity—can become disrupted.

✨ Choosing the right fats nourishes you at the most foundational level—cell by cell.

Step 6:

Fill Your Fridge with Freshness



- Keep your refrigerator stocked with **seasonal, organic fruits and vegetables**—the more colorful, the better.
- Add **fermented foods** like raw sauerkraut or kimchi for extra gut support.
- Store **nuts and seeds** (almonds, walnuts, pecans, sunflower, pumpkin, chia, flax) in the fridge to maintain their freshness and nutrient integrity.




Step 7:

Fill Your Freezer with Nourishing Options



- Stock up on **organic or pasture-raised** meats and poultry, and **wild-caught fish**.
- Keep frozen **organic berries and other fruits** for smoothies, baking, or snacking.
- Freeze extra portions of homemade soups, broths, and one-pot meals **for easy access** on busy days.



Step 8:

Create a Weekly Meal Planning Ritual



Once your kitchen is stocked, set aside a little time each week to plan simple meals. This is where consistency starts to take root.

- Choose 2 to 3 core meals to cook and repeat throughout the week.
- Pick one new recipe to try—keep it fun and exploratory.
- Make use of leftovers: soups, stews, and roasted vegetables store well and reduce daily prep.
- If you're a member, use the Nourishing Meals® Planner to customize your week and generate grocery lists automatically.

✨ *Meal planning takes the guesswork out of your day and helps you stay connected to your intention to nourish.*

Step 9:

Make One Nourishing Meal Today



✨ *The most powerful step you can take is the next one.*

- Choose one meal to prepare from scratch using whole food ingredients.
- Keep it simple—maybe a hearty lentil soup, roasted veggies with wild salmon, or a protein-rich breakfast hash.
- Light a candle, take a breath, and let this act be your beginning.

✨ *Cooking with whole foods is more than a task—it's a ritual of self-respect, healing, and reconnection.*



Ready to Keep Going? Let Us Nourish the Next Step.

You've just taken the first step in transforming your kitchen—and your health. But creating lasting change doesn't have to happen alone. When you have tools, guidance, and nourishment at your fingertips, the journey becomes lighter, clearer, and more sustainable.

Join thousands of members who've simplified mealtimes with our personalized meal planning platform.

SIGN UP



nourishing MEALS
NourishingMeals.com